the NOLAN company

MAIN OFFICE ▪ 1016 NINTH STREET SW ▪ CANTON OHIO 44707 USA
Tel: 330-453-7922 ▪ Fax: 330-453-7449 ▪ Web: NOLANCOMPANY.COM

STEEL TOOL AND SUPPLY CARTS

Thanks to new and improved construction, Nolan's New Steel Cart weighs less, gets a bigger deck area, and has the strength to support a 5,000 pound load!

FEATURES

- ***Larger Deck Area*** -- Deck size has increased by more than 400 square inches -- accommodating loads up to 5,000 pounds.
- ***Cart Weighs Less*** -- We reduced the weight of the TS Series carts 5% to 14% depending on the model -- helpful during setup on track, and for portability and storage.
- ***Steel-perforated Deck Area*** -- Cart has a strong, perforated steel deck, to help keep loads from shifting.
- ***Parking Brakes on Both Ends*** -- Now available on all models, dual parking brakes increase stability and security when loading or unloading the cart.
- ***Easy Two-direction Travel*** -- Cart can be pushed in either direction without removing cart from track by removing the detachable handle from one end and inserting into the opposite end.

Other features include:

- Fully welded all steel frames
- Insulated axle with cast aluminum (or special ductile alloy) wheels with pre-greased, sealed ball bearings
- Built for standard 56-1/2" track gauge, but can be custom-built for a specific track gauge (wider track gauge only).

RAIL PRODUCTS FOR RAILROADS, INDUSTRY, MINES AND QUARRIES

Copyright © The Nolan Company

NOLAN'S STEEL TOOL AND SUPPLY CARTS

FEATURES



By positioning the two halves of the cart on the track, raised in the center with all wheels on the rail, and joining the two interlocking ends, the two pieces can be gradually lowered onto the track as the ends fit together to create a single unit.

Setting the safety latch pin locks the two halves of the cart together, preventing the separation of the assembled cart. After use, removing the safety latch allows the two halves to be lifted upward and separated for easier removal and storage.



Setting the parking brakes, located on both ends of the cart, is fast and easy, locks the wheels, and secures and stabilizes the cart on track grades and during loading and unloading.

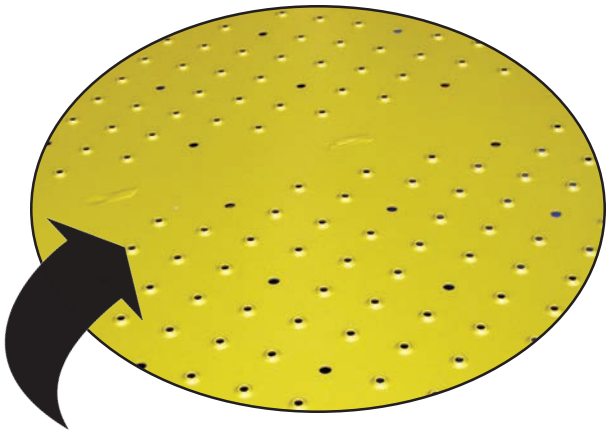

The TS series cart's new, perforated steel deck is an improvement over the expanded metal because it provides increased strength, yet still provides for minimal load slippage.

SPECIFICATIONS	TS-4	TS-5	TS-6
Length - assembled	56-3/4" over wheels *(1,441 mm)*	59-3/4" over wheels *(1,518 mm)*	56-3/4" over wheels *(1,441 mm)*
Width - assembled	63-1/2" over wheels *(1,613 mm)*	63-1/2" over wheels *(1,613 mm)*	63-1/2" over wheels *(1,613 mm)*
Weight	167 lbs. *(76 kg)*	191 lbs. *(87 kg)*	203 lbs. *(92 kg)*
Height (w/push handle)	27-5/8" from top of rail *(701 mm)*	29-1/8" from top of rail *(740 mm)*	27-5/8" from top of rail *(701 mm)*
Deck Height	9" from top of rail *(229 mm)*	10-1/2" from top of rail *(267 mm)*	9" from top of rail *(229 mm)*
Deck Area (L x W)	47-5/8" x 52-1/4" *(1,210 mm x 1,327 mm)*	47-5/8" x 52-1/4" *(1,210 mm x 1,327 mm)*	47-5/8" x 52-1/4" *(1,210 mm x 1,327 mm)*
Load Capacity	5,000 lbs. *(2,268 kg)*	5,000 lbs. *(2,268 kg)*	5,000 lbs. *(2,268 kg)*
Handle Weight	5 lbs. *(2.27 kg)*	5 lbs. *(2.27 kg)*	5 lbs. *(2.27 kg)*
Wheel Diameter/Type	5" Aluminum *(127 mm)*	8" Aluminum *(203 mm)*	5" Special Ductile Alloy *(127 mm)*